

Former Care Leavers in Northern Ireland

(2005/06)

Statistical Bulletin

Published by Community Information Branch

Reader Information

Document Purpose	For information
Authors	Dr E. Mooney, Jenny Orr, Manny Fitzpatrick, Ruth Hewitt
Publication Date	October 2007
Target Audience	Social Services Directors, Directors of Children's services, Chief Executives of HSS Boards and Trusts in Northern Ireland, health care professionals, academics and social care stakeholders.
Further copies from	CIB@dhsspsni.gov.uk
Copyright	This publication is Crown copyright and may be reproduced free of charge in any format or medium. Any material used must be acknowledged, and the title of the publication specified.
Internet address	http://www.dhsspsni.gov.uk/index/stats_research/stats-cib/stats-cib_pubs.htm
Price	FREE

About CIB

The purpose of Community Information Branch is to promote effective decision making in children and adult social services by providing quality information and analysis. We collect, analyse, and disseminate a wide range of community information that is used to help monitor the delivery of personal social services policy. Information collected by CIB is used to assess Trust performance, for corporate monitoring, policy evaluation, and to respond to parliamentary / assembly questions. Information is widely disseminated through a number of regular key statistical publications and ad hoc reports, details of which are available by clicking on the link below.

http://www.dhsspsni.gov.uk/index/stats_research/stats-cib/stats-cib_pubs.htm

Our Vision and Values

Community Information Branch aims to:

- provide up-to-date, quality information on children and adult social services and community health;
- disseminate findings widely with a view to stimulating debate, promoting effective decision-making and improvement in service provision; and
- be an expert voice on social care information.

Contents

	Page
Summary of Main Findings.....	.6
Background	7
The 2005/06 Survey.....	11
Survey Profile.....	11
Gender.....	11
Religion and Ethnicity	11
Disability	11
Dependants	11
Age Left Care	11
Length of Time in Care	12
Latest Placement Type	12
Length of Period in Care and Placement Type	12
Legal Status	12
Length of Period in Care and Legal Status	13
Contact with Social Services	13
Economic Activity	13
Accommodation	15
Suitability of Accommodation	15
Conclusion	16
Bibliography.....	16
OC3 Return	18

List of Figures

Figure		Page
1	Gender Profile by HSS Board.....	11
2	Age Left Care	11
3	Length of Latest Period in Care	12
4	Latest Placement Prior to Leaving Care.....	12
5	Length of Period in Care and Placement Type	12
6	Contact Rates by Year	13
7	Proportion in Education, Training or Employment by Year	14
8	Type of Accommodation	15

Summary of Main Findings

- This is the second statistical bulletin based on the annual OC3 survey of former care leavers in Northern Ireland (2005/06). It presents information for 180 former care leavers; 84 boys and 96 girls who had been in the care of Health and Social Services Trusts at 1st April 2003, and who had reached their 19th birthday sometime during the year ending 31st March 2006.

Board

- Almost half of all former care leavers came from the Eastern Board area.

Disability

- Almost a fifth (17%) of these young people were coping with disability, of whom just under half (48%) had a learning disability

Dependants

- One in five former care leavers had become parents.
- Just over one quarter (26%) of females had a least one child. This is more than seven times higher than for young women in the general population, of whom only 3.7% were mothers before their 20th birthday¹.
- Among males, 15% had become fathers.

Length of Time in Care

- The average length of time spent in the latest period of care was approximately seven years, for both females and males.

Contact Rate

- Trusts were in contact with almost 9 in 10 (89%) former care leavers in Northern Ireland, which was lower than that for care leavers in England (93%)².
- For 12%, contact by Trusts was once every six months or less.
- Trusts were more likely to maintain contact with former care leavers who had left care aged 18 or older, and with those who had been looked after for five years or more.

Economic Activity

- Just over half (51%) former care leavers were known to be in education, training or employment, which is over 10 percentage points lower compared with England (63%)².
- Of those with whom Trusts had contact and for whom economic activity was known, 65% were in education, training or employment. This is almost 20 percentage points lower than for all 19 year olds in Northern Ireland (82%)³.
- Length of time in care and final placement type appeared to affect economic activity after leaving care, with higher rates of participation amongst those who had spent longer periods in care, and for those who had been in foster care in their last placement.

Accommodation

- Young males and females differed in the types of accommodation in which they were most likely to be living: almost one third (32%) of young males were living with parents, relatives or friends, compared with 10% of young females. In contrast, 48% of females were living in independent accommodation, which is much higher than the equivalent figure for males (29%).

¹ Provisional figures, Northern Ireland Statistics and Research Agency 2007

² Children Looked After by Local Authorities, Year Ending 31 March 2006, DfES 2007

³ Figures from Northern Ireland Labour Force Survey 2005, DETI

Background

The Survey

The OC3 survey of former care leavers in Northern Ireland was introduced in 2004, and this bulletin presents a summary of the results of the second collection for the year ending 31st March 2006.

The OC3 survey collects data on the circumstances of former care leavers at the time of their 19th birthday. It covers a range of information including contact with social services, economic activity and accommodation, as well as age, religion, ethnic group, disability, dependants, length of time in care, latest placement type and legal status.

This survey, along with the OC1 (Educational Qualifications of Care Leavers) and OC2 (Outcome Indicators for Looked After Children) collections, is used to monitor the effectiveness of the ongoing commitment of DHSSPS and DE to improve outcomes for looked after children and young care leavers in Northern Ireland.

The Experience of Care

Around 2,500 children and young people are looked after in Northern Ireland at any point in time.¹ The majority of these (around four fifths) will have been in care for at least a year, and many for considerably longer (over half at least three years). Almost a fifth of those looked after are 16 years or over, and around 200 of these leave care every year, the majority at their 18th birthday, but almost a third at the even younger age of 16 or 17. Of those who do remain until 18, many will have moved into independent living long before this.

Most, if not all, looked after children have come into care through no fault of their own. They are likely to have experienced considerable trauma, disruption and instability in their lives. According to the Social Exclusion Unit (2003), 80% have suffered abuse or neglect or been placed in care for family reasons. A significant number are coping with personal disability

as well as unfavourable family circumstances.

Unfortunately, once in care, these children all too often experience further disruption and instability in their lives, discontinuity in placements and movement between schools. Figures from the Social Exclusion Unit show that one in seven young people looked after in England had three or more placements in 2001/02, and over a third of the young people consulted had changed school at least twice as a result of change in care placement.

The latest figures for children in care in Northern Ireland show that over a fifth of young people had changed placement during the previous school year (around a fifth of these three times or more) and almost one in 10 had changed schools at least once in the previous year. Of the children in Year 12, nearing completion of their schooling, 32% had changed primary schools at least once and 23% had changed secondary schools at least once.²

As a result of these changes, friendships and attachments are frequently fractured, and everyday life may seem an insecure and unpredictable experience. This instability, together with the emotional and behavioural residue of earlier experiences, often impacts on the educational achievement of young people in care, with major implications for their future success and happiness.

Education of Looked After Children

Research has consistently demonstrated the poor educational achievement of young people in care compared to their peers.

The latest figures for young people leaving care in Northern Ireland showed that only 9% left care with five GCSEs (Grades A-C) or higher, compared to almost two-thirds (64%) of Northern Ireland school leavers, and more than half (55%) of care leavers had no qualifications whatsoever, compared with only 3% of all school leavers.³

¹ Children Order Statistical Bulletin, DHSSPS 2006

² Outcome Indicators for Looked After Children (Year Ending 30 September 2003), DHSSPS 2006

³ Northern Ireland Care Leavers (2005/06), DHSSPS 2007

In England, 57% of care leavers left without a single GCSE or equivalent; and 40% and 50% in Wales and Scotland respectively left without qualifications. Only 7% of care leavers in England and 8% in Wales achieved five Cs or better at GCSE¹

A report sponsored by the Department of Health (Stein and Wade, 2000) listed a number of factors which have been identified in the poor educational achievement of looked after young people. In addition to the disruption of frequent placement moves and damaging pre-care experiences, these factors included emotional stress, low expectations of carers and teachers, prioritisation of welfare above educational concerns, non-attendance and exclusion from school. Looked after children in residential care show particularly high rates of absenteeism and school exclusion, whereas those who have been in foster care placements, and those who have been looked after for longer periods (and possibly experienced more stability), do better educationally. Girls also tend to gain higher qualifications than boys in care. Over the last few years, Government has placed increasing emphasis on improving prospects for care leavers by optimising their chances of achieving in education while looked after. In England, this concern culminated in the Children Act (2004) placing a legal obligation on local authorities to promote the educational achievement of looked after children.

A more recent publication by the Fostering Network (2006) reported that children in care often come from disadvantaged backgrounds, and that it is increasingly recognised that the care system may be contributing to poor educational outcomes for these children.

There is a lack of ambition for looked after children, with the care system focused on providing accommodation to the detriment of educational development. As many

children experience frequent placement changes this can mean relocating to different schools and continual disruption to their education. Looked after children are over-represented among those excluded from school, with many attending poorly performing schools where there is little opportunity for them to develop. Foster carers themselves may have low educational attainment and cannot therefore guide or supervise the education of children in their care.

Economic Activity of Care Leavers

Closely linked to lack of qualifications is the low rate of employment and economic activity among former care leavers.

The most recent figures from the annual (OC1) survey of care leavers aged 16 and over in Northern Ireland (2005/06), reported 17% in employment, 30% in education or training, 9% unemployed, and 43% economically inactive due to sickness or caring responsibilities. Care leavers were almost 20 times more likely than school leavers in general to leave without gaining any qualifications, and more than half (55%) left without gaining any qualifications, compared to 3% of all school leavers.² Yet economic activity is vital for these young people in terms of providing them with structure, raising their self-esteem, helping them forge new friendships, and enabling them to attain financial stability and afford suitable housing.

It seems that care leavers may be hampered in their job-search by factors additional to their lack of educational achievement. One study found that 'Unqualified respondents who had been in care were more likely to be unemployed, or if employed, were more likely to be restricted to low skilled manual work than were the unqualified respondents who had never been in care' (Cheung and Heath 1994). In this respect there appears to be a continuing legacy of care. Respondents who had been in care suffered an additional penalty when they entered the labour market over and above the penalty they suffered in education.

¹ Children Looked After by Local Authorities, Year Ending 31 March 2006, DfES 2007; Social Services Statistics Wales 2005-06, Local Government Data Unit – Wales 2007; Looked After Children 2005-06, Scottish Executive 2006

² Northern Ireland Care Leavers (2005/06), DHSSPS 2007

This disadvantage may stem partly from the relatively young age at which young people who have been looked after make the transition to independent living.

Independent Living

As noted above, many young people in care in Northern Ireland leave or move into independent living even before the age of 18, a pattern common to care leavers in other countries. In contrast, the trend among the general population is to delay leaving the parental home until much older, currently around the mid-twenties and rising. Young people who stay at home longer have the opportunity for extended studies and consequently enjoy brighter employment prospects. They also gain additional time to mature sufficiently to cope with adult householder responsibilities. When they do leave, they are likely to have an ongoing supportive base to return to when necessary. Young care leavers, on the other hand, may find themselves living alone or with other young people, while still in their teens, and with few sources of help and support. Research findings indicate 'a tendency of support from social workers and past carers to fall away soon after leaving care' (Wade 2003). The age at which young people leave care may not always be a matter of choice. The study also found that, whereas some young people found the idea of leaving care attractive, age at leaving was also influenced by 'a number of push factors, including placement breakdown, limitations in the supply of placements, problems in managing challenging behaviour and traditional expectations about the right time to leave'.

Early Parenthood

Care leavers also differ from young people in the age at which they become parents. Whereas again, the trend within the general population is to delay parenthood, many young care leavers become parents while still in their teens. The Social Exclusion Unit report (2003) stated that young people who had been in care were two and a half times more likely to become teenage parents and surveys have found that as many as half of young women who have been in care may

become mothers before their 19th birthdays.

Disability

A disproportionate number of care leavers may also be coping with disability. Over one in seven (15%) of those aged 16-18 leaving care in Northern Ireland in 2005/06 had one or more disabilities.¹ Social Exclusion Unit figures show that in England, 27% of children in care for a year or more have a statement of Special Educational Need while, in Northern Ireland, 27% of those looked after for a year or more have received a statement, compared to only 4% among the general school population.¹ Surveys of young care leavers have highlighted 'a range of health needs, including high levels of drug and alcohol use, chronic physical health and mental health problems' (Wade 2003). Children and young people may also experience major difficulties in accessing Child and Adolescent Mental Health services because of lengthy waiting lists.

Leaving Care

Young care leavers therefore seem to be faced with a constellation of adversity. They have experienced a great deal of disruption and turmoil during their young lives. On average, they have lower levels of educational attainment than their peers, are more likely to bear the responsibility of parenthood, and experience higher levels of disability and health problems. They are expected to leave care and often to learn to manage a home independently while still in their teens. In effect, they are rushed into adulthood at a very young age. It is perhaps not surprising therefore, that although some are successful in later life, care leavers tend to be over represented among the adult prison population and among rough sleepers and the homeless. Proper help and support is crucial in order that such poor outcomes are avoided.

Support for Care Leavers

A Joseph Rowntree Foundation report (Allen 2003) stated that 'care leavers benefited from help, usually from professionals, with developing and

¹ Northern Ireland Care Leavers (2005/06), DHSSPS 2007

pursuing career options'. Recent legislation in Northern Ireland has aimed at increasing help and support for these young people. The 'Children (Leaving Care) Act (Northern Ireland) 2002' placed new and enhanced duties on Trusts to support all relevant young people (generally those who have been looked after for at least 13 weeks since the age of 14) leaving care. The legislation obliges Trusts to take reasonable steps to maintain contact with care leavers and to take appropriate action to ensure that, as they enter adulthood, they are not isolated, and can participate socially and economically as citizens. The main aims of the legislation are to: ensure that young people do not leave care until ready to do so; improve the assessment, preparation and

planning for young people leaving care; provide better personal support for young people after leaving care and improve the financial support available to care leavers. Trusts are required to prepare pathway plans, and to provide personal advisors and continuing financial support for young care leavers until they reach at least the age of 21, and longer if they continue in education. The Regional Strategy 2005-2025 (DHSSPS 2004) also set a long term target that the proportion of former care leavers in education, training or employment should be at least 75% of that of all 19 year-olds. Data from the OC3 survey will be used to monitor developments in the prospects for young people formerly in care in Northern Ireland.

The 2005/06 Survey

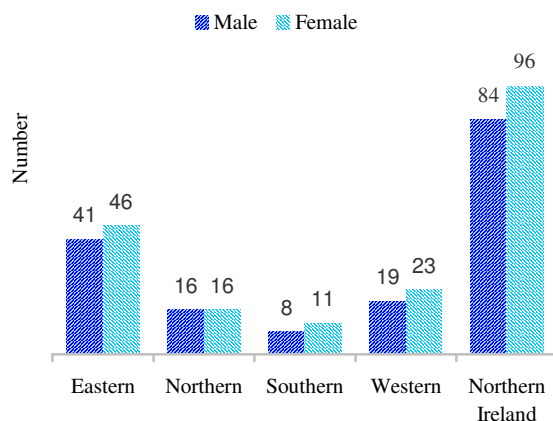
Survey Profile

Information was provided by the 11 former Health and Social Services Trusts on 180 young people who had been in their care at 1st April 2003, and who had reached their 19th birthday during the year ending 31st March 2006.

Gender

Of the 180 former care leavers, 96 (53%) were female and 84 (47%) were male. Within each HSS Board the numbers of males and females were similar; almost half (48%) of all former care leavers were from the Eastern Board (Figure 1).

Figure 1
Gender Profile by HSS Board



Religion and Ethnicity

In terms of religion, over half of former care leavers were Catholic (51%), 39% were Protestant, and 10% were of 'Other' or 'Unknown' religion. Almost all of these young people were of white ethnic background (99%).

Disability

Almost a fifth (17%) of these young people were coping with disability; of these just under half (48%) had a learning disability.

Dependants

High rates of teenage pregnancy have been noted among young people formerly in care, and results from the 2005/06 survey are consistent with this finding: over one in five of former care leavers, 25 young women and 13 young men, had become parents. This is slightly higher than for the 2003/04 survey, where one in six of all former care leavers (23 young women and 5 young men) had become parents.

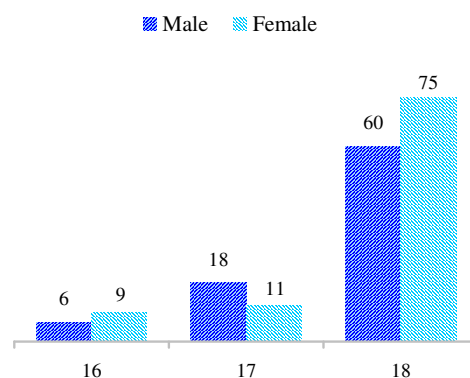
In 2005/06, nine young women and six young men had two or more children. Three fifths (61%) of the young people who had dependants had been looked after for less than five years.

Among males, 15% had become fathers. The proportion of young women (26%) who had become mothers was more than seven times that for young women in the general population, of whom only 3.7% have had a child before their 20th birthday¹.

Age Left Care

Three quarters (75%) of former care leavers had left care at the age of 18. Approximately one in six (16%) had left at age 17, and 8% at age 16 (Figure 2).

Figure 2
Age Left Care



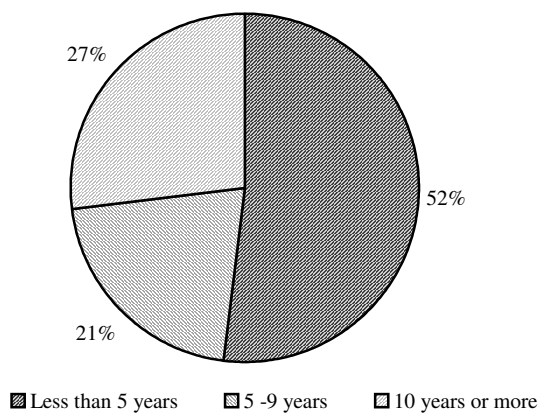
¹ Provisional figures, Northern Ireland Statistics and Research Agency 2007

Length of Time in Care

The average length of time spent in the latest period of care was approximately seven years for both young men and young women.

Over half (52%) of young people had been in care for less than five years, approximately a fifth (21%) had spent between five and nine years in care and over one quarter (27%) had been looked after for 10 years or more (Figure 3).

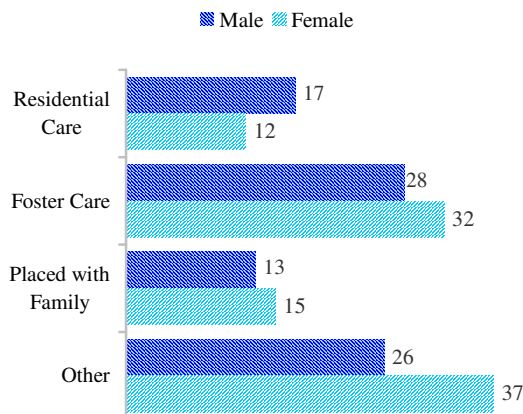
Figure 3
Length of Latest Period of Care



Latest Placement Type

Before leaving care, one third (60) of former care leavers had been in foster care or placed for adoption. Similar numbers had been in residential care (29) or with family (28). Over a third (63) had been in 'Other' placement types, such as supported accommodation, hostels, bed and breakfast and other independent living (Figure 4).

Figure 4
Latest Placement Prior to Leaving Care

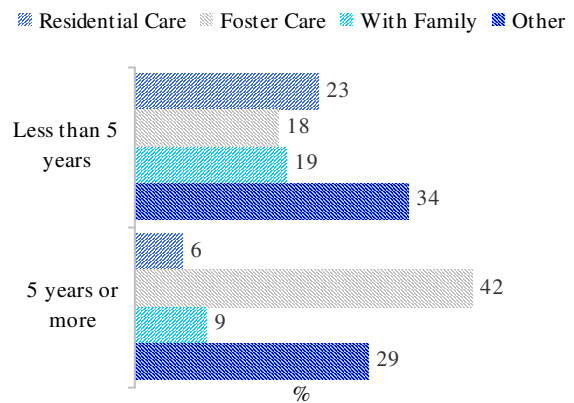


There were more females (32) than males (28) in foster care, though the opposite was true for residential care with more males (17) than females (12) placed in a residential setting. Almost equal numbers of males (13) and females (15) were placed with family, with relatively high numbers of males (26) and females (37) in 'Other' types of placements, including, for example, bed and breakfast accommodation, supported lodgings, hostels, and private rented houses.

Length of Period of Care and Placement Type

The relationship between length of time in care and placement is apparent; over four in 10 (42%) of those who had been looked after for five years or more had been in foster care in their latest placement, as opposed to only 18% of those looked after for shorter periods. By contrast, 23% of those looked after for less than five years were in residential care, compared with only 6% of those who had been in care for five years or more (Figure 5).

Figure 5
Length of Period of Care and Placement Type



Legal Status

Over half (56%) the former care leavers had been looked after under a Care Order, with 22% accommodated under Article 21 of the Children Order, and a further 18% looked after under a Deemed Care Order.

Young women were more likely than young men to have been looked after under a Care Order (68% compared with 43%), whereas young men were more

likely to have been accommodated under Article 21 (30%, compared with 16% of young women) or a Deemed Care Order (23% compared with 14%).

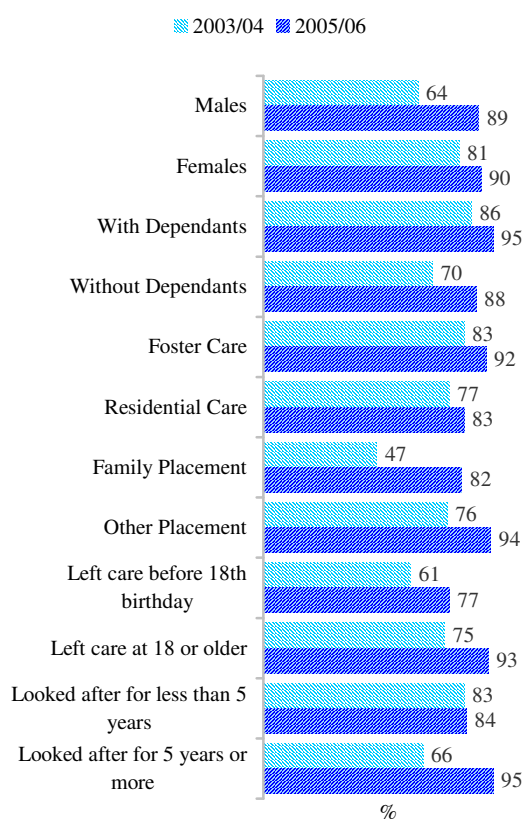
Length of Period in Care and Legal Status

In terms of the length of time spent in the last period of care, 35% of those who had been looked after for less than five years had been accommodated under Article 21, compared with only 8% of those who had been in care for five years or more. Only 4% of the young people who had been looked after under a Deemed Care Order had been in care for less than five years, as opposed to 33% of those in care for five years or more.

Contact with Social Services

The 'Children (Leaving Care) Act (Northern Ireland) 2002' requires Trusts to take reasonable steps to maintain contact with care leavers. For the 2005/06 survey, Trusts were in contact with 161 (89%) of 180 care leavers (Figure 6), although for 21 (12%) of these young people this contact was once every six months or less.

Figure 6
Contact Rates by Year



Overall, contact rates for former care leavers rose by 17 percentage points, from 72% in 2003/04, to 89% in 2005/06.

This contact rate for former care leavers in Northern Ireland (89%) was slightly lower than that for England, who had an 'in-touch' rate of 93% in 2005/06. However, it was the same as that for Wales (89%) and higher than in Scotland (82%).¹

The rates of contact were similar for males (89%) and females (90%), with a much higher contact rate for those who had left care aged 18 or older (93%) compared to those who had left care before their 18th birthday (77%).

Young people who had been looked after for five years or more also had a higher rate of contact (95%) than those who had been looked after for less than five years (84%).

Those with dependants (95%) were more likely to have been contacted by their Trust than those with no dependants (88%).

In terms of last placement, those in residential care (83%) or with family (82%) were less likely to have been contacted than those who were fostered (92%) or in 'Other Placement' types (94%).

Notable increases in contact rates occurred for former care leavers without dependants, which increased from 70% to 88%, and for those placed with family, for whom contact rates almost doubled from 47% to 82%.

Economic Activity

The proportion of former care leavers in 2005/06 known to be in education, training or employment (51%) was lower than the rate for their counterparts in England (63%)²; it also compares poorly

¹ Children Looked After by Local Authorities, Year Ending 31 March 2006, DfES 2007; Social Services Statistics Wales 2005-06, Local Government Data Unit – Wales 2007; Looked After Children 2005-06, Scottish Executive 2006

² Children Looked After by Local Authorities, Year Ending 31 March 2006, DfES 2007

with that for all 19 year olds (82%) in Northern Ireland in 2005¹.

Of care leavers with whom Trusts still had contact and for whom economic activity was known, 65% were in education, training or employment. Although this is lower than that for England (68%), it is higher than that for both Wales (41%) and Scotland (39%).²

In Northern Ireland the proportion of former care leavers in education, training or employment increased from 52% in 2003/04, to 65% in 2005/06.

Young women (69%) were more likely than young men (60%) to be in education, training or employment (Figure 7); though these are markedly lower than the equivalent proportions in the general population, where 80% of young women and 83% of young men were in education, training or employment.¹

Since 2003/04, the proportion of young women in education, training and employment increased markedly from 49% to 69%; the increase was smaller for young men, rising from 56% to 60% respectively.

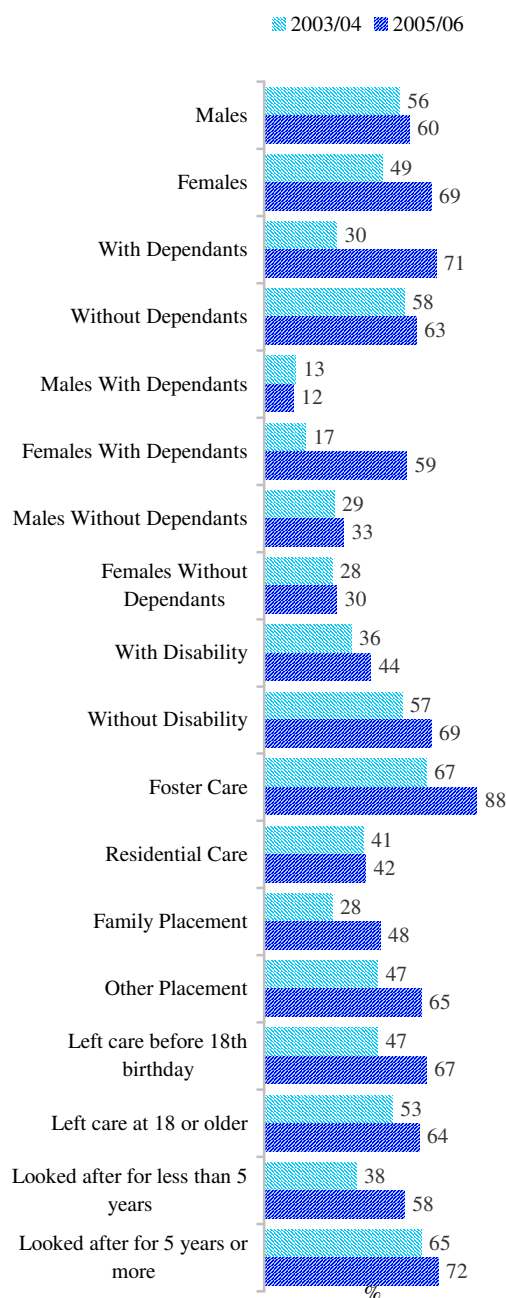
Over seven in ten (71%) former care leavers with dependants were in education, training or employment, which is over double the proportion (30%) in 2003/04, and higher than that for those with no dependants (63%).

Disabled young people appeared disadvantaged in terms of education, training or employment, with a marked disparity between the participation rates of former care leavers with (44%) and without (69%) a disability.

Activity rates appeared to be related to length of time in care: almost three quarters (72%) of those who had been looked after for more than five years were in education, training or employment,

compared with 58% of those who had been looked after for shorter periods.

Figure 7
Proportion in Education, Training or Employment by Year³



Almost nine in ten (88%) young people whose final placement had been in foster care were in education, training or employment, compared with 65% of those in 'Other Placement' types, 48% of those in 'Family Placements' and 42% of those in 'Residential Care'. Former care leavers in care for longer periods were more likely to have been in foster care in their final placement.

¹ Figures from Northern Ireland Labour Force Survey 2005, DETI

² Children Looked After by Local Authorities, Year Ending 31 March 2006, DfES 2007; Social Services Statistics Wales 2005-06, Local Government Data Unit – Wales 2007; Looked After Children 2005-06, Scottish Executive 2006

³ Excludes those with whom Trusts had lost contact and those whose economic activity was missing

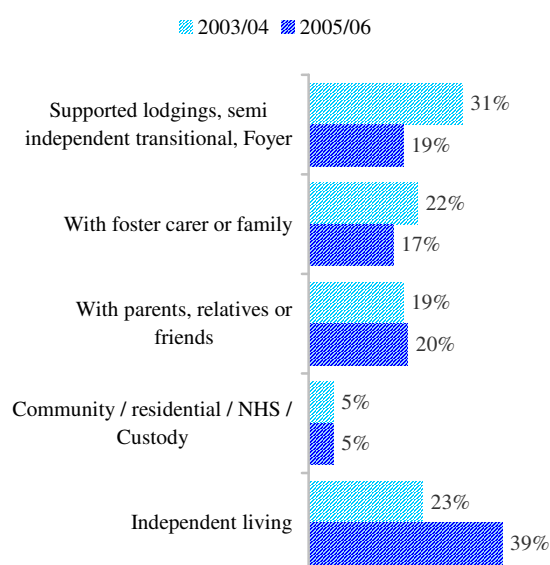
There were also differences in economic activity rates according to legal status: of those looked after under a Deemed Care Order, 71% were in education, training or employment, compared with 63% of those subject to a Care Order and 62% of those accommodated under Article 21. As with final placement, legal status was closely related to length of time in care: 88% of those looked after under a Deemed Care Order having been looked after for five years or more.

Care leavers who had been looked after by Trusts in the Western and Southern Boards had the lowest proportions in education, training and employment (47% and 56% respectively), compared to those in the Northern (74%) and Eastern (72%) Boards.

Accommodation

Of former care leavers with whom Trusts were still in touch, almost a fifth (19%) were in supported lodgings, semi-independent transitional accommodation or Foyer¹ accommodation at their 19th birthday, and similar proportions were living with previous foster carers or family (17%), or with parents, relatives or friends (20%). A few young people were in community or NHS establishments or in custody (5%) (Figure 8). The remaining 39% were living independently, which is almost double that in 2003/04 (23%), but lower than the 47% in England for 2005/06.¹

Figure 8
Type of Accommodation



Young men and young women differed in the types of accommodation in which they were most likely to be living: almost one third (32%) of young men were living with parents, relatives or friends, compared with just 10% of young women. In contrast, 48% of women were living in independent accommodation, compared with 29% of men.

Suitability of Accommodation

According to social services staff, 86% of former care leavers with whom they still had contact were living in suitable accommodation, compared with 94% in 2003/04. Equal proportions of young men (87%) and young women (86%) were reported as being in suitable accommodation.

Of those whose accommodation was reported as unsuitable, over 25% were living with parents or relatives, almost 20% were in a community home or other form of residential care, and over 10% were living with friends.

¹ The Foyer Federation runs locally based projects that provide accommodation and access to training and employment for young people aged 16-25

² Children Looked After by Local Authorities, Year Ending 31 March 2006, DfES 2007

Conclusion

The results of the second survey of former care leavers in 2005/06 indicate some improvement in their circumstances compared to those in 2003/04.

Contact Rates

The transition to adulthood for children leaving care is often difficult, with many leaving care without the necessary skills or support to cope on their own. In this context the proportion of former care leavers with whom Trusts had maintained contact increased from 72% in 2003/04 to 89% in 2005/06, and is now similar to rates in other UK regions. Contact rates for young men in particular increased by over 20 percentage points, from 64% to 89%, respectively.

Economic Activity

In terms of economic activity, 51% of all former care leavers were known to be in education, training or employment in 2005/06, which is lower than that for England (63%) for the same period, and considerably lower than the 82% of all 19 year olds in Northern Ireland. However, 51% is eight percentage points higher than the equivalent figure for 2003/04 (43%).

When those with whom Trusts had lost contact and for whom information was missing were excluded, the proportion of former care leavers in education, training or employment increased to from 51% to 65%, which is 80% of that of the general population and below the target of 75% set by the Regional Strategy (DHSSPS 2004).

There were clear differences in economic activity rates among former care leavers; those with a disability or in residential care were less likely than their peers to be in education, training or employment, though the rates for these groups have improved since 2003/04.

High rates of economic activity were linked to longer periods in care and with foster care placements; both factors which have been associated in the past to higher educational attainment amongst looked after children.

Bibliography

1. Allen, M (2003): 'Factors that Influence Young People Leaving Care', Joseph Rowntree Foundation.
2. Baillie, T (2005): 'Young People Leaving Care and Homelessness Legislation', Shelter.
3. Biehal, N, Clayden, J, Stein, M and Wade, J (1995): 'Moving On: Young People and Leaving Care Schemes', HMSO.
4. Broad, B, (1998): 'Young People Leaving Care: Life after the Children Act 1999', Jessica Kingsley.
5. Cheung, Y and Heath, A (1994): 'After Care: The Education and Occupation of Adults Who Have Been in Care', Oxford Review of Education, 20, 3, 369.
6. 'Children (Leaving Care) Act (Northern Ireland) 2002'.
7. Department for Education and Science (2007): 'Children Looked After by Local Authorities, Year Ending 31st March 2006'.
8. Department of Health, Social Services and Public Safety (2003): 'Northern Ireland Care Leavers (2001/02)'.
9. Department of Health, Social Services and Public Safety (2004) 'A Healthier Future. A Twenty-Year Vision for Health and Wellbeing in Northern Ireland 2005-2025' (Regional Strategy).
10. Department of Health, Social Services and Public Safety (2004): 'Northern Ireland Care Leavers (2002/03)'.
11. Department of Health, Social Services and Public Safety (2004): 'Outcome Indicators for Looked After Children (Year Ending 30 September 2002)'.
12. Department of Health, Social Services and Public Safety (2004): 'Priorities for Action (2004-05)'.

13. Department of Health, Social Services and Public Safety (2006): 'Children Order Statistical Bulletin 2006'.
14. Department of Health, Social Services and Public Safety (2006): 'Former Care Leavers in Northern Ireland (2003/2004)'.
15. Department of Health, Social Services and Public Safety (2006): 'Outcome Indicators for Looked After Children (Year Ending 30 September 2003)'.
16. Department of Health, Social Services and Public Safety (2007): 'Northern Ireland Care Leavers (2005/06)'.
17. Department of Health, Social Services and Public Safety (Social Services Inspectorate) (2000): 'Promoting Independence: A Review of Leaving and After Care Services'.
18. Disability Research Unit, University of Leeds (1999): 'Whatever Next? Young Disabled People Leaving Care'.
19. Fostering Network (2006): 'Improving the Educational Achievements of Looked-After Children'.
20. Garnett, L, (1992): 'Leaving Care and After', National Children's Bureau.
21. Jackson, S (1988/9): 'Residential Care and Education', Children and Society, 4, 335-350.
22. Jackson, S (1994): 'Educating Children in Residential and Foster Care', Oxford Review of Education, 20, 3, 267-279.
23. Local Government Data Unit – Wales (2007): 'Social Services Statistics Wales 2005-06'.
24. London Audit Commission (1994): 'Seen but Not Heard'.
25. Northern Ireland Executive: 'Northern Ireland Programme for Government (2002-2005)'.
26. Scottish Executive (2006): 'Looked After Children 2005-06'.
27. Social Exclusion Unit (2003): 'A Better Education for Children in Care'.
28. Stein, M and Wade, J (2000): 'Helping Care Leavers: Problems and Strategic Responses', Department of Health.
29. Wade, J (2003): 'Quality Protects Briefing No. 7. Leaving Care', Department of Health.
30. www.literacytrust.org.uk/database/careupdate.html

Form OC3

2005/2006

Care Leavers on their 19th birthday

Complete this form for each young care leaver who at 1/4/03 was looked after by your Trust and whose date of birth falls between 1/4/86 and 31/3/87 inclusive.

1. Trust name: _____

2. SOSCARE number

--	--	--	--	--	--

3. Sex Male
Female

4. Date of birth

d	d	m	m	y	y	y	y

5. Date of start of latest period of care

d	d	m	m	y	y	y	y

6. Date ceased to be looked after

d	d	m	m	y	y	y	y

7. What is the young person's religion?

(see guidance notes, please tick as appropriate)

Catholic	<input type="checkbox"/>
Protestant	<input type="checkbox"/>
Other religion	<input type="checkbox"/>
No denomination	<input type="checkbox"/>
Not known	<input type="checkbox"/>

8. Is the young person disabled according to the definition for the register of children with a disability, i.e. has an illness or difficulty and needs extra help to take part in activities around them in the way they would like and in the way other children of the same age do, respecting individual culture and circumstances?

(see guidance notes for fuller, formal definition)

Yes	<input type="checkbox"/>
No	<input type="checkbox"/>

If 'Yes', please state main disability type

Visually disabled	<input type="checkbox"/>
Hearing impaired	<input type="checkbox"/>
Physically disabled	<input type="checkbox"/>
Learning disabled	<input type="checkbox"/>
Mental health disability	<input type="checkbox"/>
Other (<i>please specify below</i>)	<input type="checkbox"/>
Not known	<input type="checkbox"/>

If 'other', please specify

9. To which ethnic group does the young person belong?

White (excluding Traveller)	<input type="checkbox"/>
Chinese	<input type="checkbox"/>
Irish Traveller	<input type="checkbox"/>
Indian	<input type="checkbox"/>
Pakistani	<input type="checkbox"/>
Bangladeshi	<input type="checkbox"/>
Black Caribbean	<input type="checkbox"/>
Black African	<input type="checkbox"/>
Black Other	<input type="checkbox"/>
Mixed ethnic group	<input type="checkbox"/>
<i>Please specify</i>	

.....

Other ethnic group	<input type="checkbox"/>
<i>Please specify</i>	

.....

Don't know	<input type="checkbox"/>
------------	--------------------------

10. Does the young person have any dependants?

Yes	<input type="checkbox"/>
No	<input type="checkbox"/>

If 'Yes', please enter the number of dependants

11. What was the last placement arrangement for the young person prior to him/her leaving care?

Secure accommodation	<input type="checkbox"/>
Other residential accommodation	<input type="checkbox"/>
Placed for adoption with former foster carers	<input type="checkbox"/>
Placed for adoption with others	<input type="checkbox"/>
Foster care with relatives/friends (emergency)	<input type="checkbox"/>
Foster care with relatives/friends (approved)	<input type="checkbox"/>
Foster care with others	<input type="checkbox"/>
Placed with parents (or persons with parental responsibility)	<input type="checkbox"/>
Independent living with formal support	<input type="checkbox"/>
Independent living without formal support	<input type="checkbox"/>
Other accommodation	<input type="checkbox"/>

If 'Other accommodation', please specify below

.....

12. What was the young person's legal status immediately before leaving care?

Police protection in Board/Trust accommodation (Article 23)	<input type="checkbox"/>
Child assessment Order (Article 62)	<input type="checkbox"/>
Emergency Protection Order (Article 63)	<input type="checkbox"/>
Accommodated under Article 21	<input type="checkbox"/>
Interim Care Order (Article 57)	<input type="checkbox"/>
Care Order (Article 50 or 59)	<input type="checkbox"/>
Deemed Care Order (Paras 11 and 30 of Sch 8)	<input type="checkbox"/>
Freed for adoption and looked after by Board/Trust	<input type="checkbox"/>
Other (please specify below)	<input type="checkbox"/>

.....

13. How often were you in touch with the young person around his/her 19 th birthday? (see guidance notes for definition)	More than once a week Once a week Once every two weeks Once a month Once every three months Once every six months Once a year Not at all – young person still resident in UK Not at all – young person gone abroad Young person died before 19 th birthday	<table border="1" style="border-collapse: collapse; width: 100%; height: 100%;"> <tr><td style="height: 20px;"></td></tr> <tr><td style="height: 20px;"></td></tr> <tr><td style="height: 20px;"></td></tr> <tr><td style="height: 20px;"></td></tr> <tr><td style="height: 20px;"></td></tr> <tr><td style="height: 20px;"></td></tr> <tr><td style="height: 20px;"></td></tr> <tr><td style="height: 20px;"></td></tr> <tr><td style="height: 20px;"></td></tr> <tr><td style="height: 20px;"></td></tr> <tr><td style="height: 20px;"></td></tr> <tr><td style="height: 20px;"></td></tr> </table>												

If in touch with the young person at his/her 19th birthday, please answer the following questions:

13a. What was the young person's activity at his/her 19 th birthday?	Not known Full-time further education Part-time further education Higher education Full-time training Part-time training Full-time employment with planned training Full-time employment without planned training Part-time employment Parent – full-time carer Other full-time carer Unemployed as a result of ill-health or disability Unemployed for other reason	<table border="1" style="border-collapse: collapse; width: 100%; height: 100%;"> <tr><td style="height: 20px;"></td></tr> <tr><td style="height: 20px;"></td></tr> <tr><td style="height: 20px;"></td></tr> <tr><td style="height: 20px;"></td></tr> <tr><td style="height: 20px;"></td></tr> <tr><td style="height: 20px;"></td></tr> <tr><td style="height: 20px;"></td></tr> <tr><td style="height: 20px;"></td></tr> <tr><td style="height: 20px;"></td></tr> <tr><td style="height: 20px;"></td></tr> <tr><td style="height: 20px;"></td></tr> <tr><td style="height: 20px;"></td></tr> <tr><td style="height: 20px;"></td></tr> <tr><td style="height: 20px;"></td></tr> <tr><td style="height: 20px;"></td></tr> <tr><td style="height: 20px;"></td></tr> <tr><td style="height: 20px;"></td></tr> <tr><td style="height: 20px;"></td></tr> <tr><td style="height: 20px;"></td></tr> <tr><td style="height: 20px;"></td></tr> <tr><td style="height: 20px;"></td></tr> </table>																					

13b. What type of accommodation was the young person living in on his/her 19th birthday?

With parents or relatives

With foster carer or family

With friends

Community home or other form of residential care, such as an NHS establishment

Semi-independent transitional accommodation
(e.g. supportive hostel, training flats)

Supported lodgings *(where supervisory staff or advice workers are available to provide advice or support)*

Ordinary lodgings, without formal support

Foyer *(the Foyer Federation runs locally based projects that provide accommodation and access to training and employment for young people aged 16-25)*

Independent tenancy *(private rented flat, house or bedsit)*

Independent NIHE/housing association tenancy

Accommodation provided by a college/university

Emergency accommodation *(e.g. night shelter, direct access, emergency hostel)*

Bed and breakfast

In custody

Other accommodation *(please specify below)*

.....

Homeless

13c. Do you consider this accommodation to be suitable for the young person? Yes
No

This is the end of the questionnaire. Thank you for your cooperation.